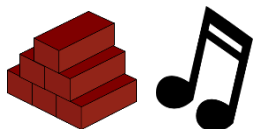


## 115 Club at Home 2

### Music Week

This week is all about making beautiful noise... music and perhaps a bit of dancing too.



Junk model musical instruments

### Guitar/string instrument

#### Materials

- Various junk materials (see pictures)
- Tissue box, other small boxes or plastic pots
- Cardboard from cardboard box
- Elastic bands
- String, wool, cotton etc.
- Paint, colouring pens, coloured paper
- Sticky tape/glue
- Wooden ice lolly pop sticks



## Shakers/marakas

### Materials

- Plastic bottles
- Egg cartons
- Plastic yogurt pots
- Card
- Lolly pop sticks
- Rice or beads or small pebbles or old buttons
- Cardboard tubes
- Coloured tape and paper for decorating



## Rainstick

### Materials

- Long cardboard tube (from tin foil)
- Rice
- Pipe cleaners or scrunched up foil in long strips that have been curled up into a long, loose spring.
- Elastic bands or string or wool
- Paper bags or plastic for ends of tube.

### Instructions

- Decorate the tube as desired with paint or sticking tape or paper, beads etc.
- Place paper bag on one end of tube and fasten with elastic bands or string, you can use coloured wool to decorate
- Use coiled up pipe cleaners or foil and feed it in the inside of the tube running the whole length of the tube
- Add rice
- Cover the top end of tube with bag and elastic band
- Ensure both ends of the tube are secure otherwise rice will spill out
- Turn tube and listen to rice cascade down the tube down the coiled foil which makes the sound of rain.



## Panpipes


### Materials

- Straws
- Scissors
- tape



## Xylophone

### Spanner xylophone



### Glass xylophone



## Drums

### Materials

- plastic pots/boxes different sizes/ tin cans (ensure that there are no sharp areas), pringles pot, ice cream tubs
- cling film
- balloons
- pencils, chop sticks or straws for drum sticks
- elastic bands
- corks (for making drumstick tip)



I know many parents may be crying right now! However, kids only need to have 15 mins of making a lot of noise and getting out of their system then they are happier to be going on to quieter activities.

We once had a sponsored drum beat at Club which we had to keep going for the whole of an after-school club session (just under 3 hours). Was quite amazing how hard it was to do and we had 30 odd children!



## Singing

Join Abi for some lockdown singing. Many of you will know Abi from Arts2Educate <https://www.arts2educate.com/> who comes to do art workshops at Holiday Club or even from your school.

Please use links to hear and sing along to her latest songs:

<https://www.facebook.com/arts2educate>

<https://www.instagram.com/p/CJvjRc3gg4v/>

<https://www.instagram.com/p/CKTKk25J8mu/>



## Making up your own dance

Pick your own favourite song and make up a dance to it.

Make sure you clear a space in which you can move around without knocking into things

Think up some different moves using different parts of your body:

- Your head- nod it, swing it
- Your arms, wave them, lift them, wiggle them punch them out or down
- Your legs, bend them, kick them out, take steps to the side, in front and behind
- Make a up sequence of 5 to 10 movements then repeat them
- Make up movements inspired by animals, or robots and machines, or the weather

Enjoy yourself and use up lots of energy.



Name: \_\_\_\_\_

## Musical Instruments

K	E	X	Y	F	Q	D	T	R	U	M	P	E	T	W	U	X	G
F	L	Y	T	R	T	W	M	A	N	D	O	L	I	N	H	F	T
R	J	L	Y	E	F	A	N	R	R	P	Z	Z	I	U	B	L	T
N	R	O	D	N	F	J	M	F	B	Z	I	B	H	N	L	U	U
E	P	P	K	C	V	D	E	B	O	C	S	A	G	A	D	T	B
A	M	H	S	H	I	S	A	X	O	P	H	O	N	E	R	E	A
M	E	O	Q	H	O	M	H	Q	V	U	Q	J	U	O	J	P	G
A	D	N	M	O	L	U	C	C	L	A	R	I	N	E	T	J	N
X	U	E	B	R	I	Z	C	K	O	F	I	I	J	Z	I	H	A
X	S	H	R	N	N	F	J	B	C	A	G	B	N	O	C	P	N
B	A	L	B	F	E	G	U	I	T	A	R	M	M	E	T	J	T
M	J	D	R	U	M	T	R	L	U	E	P	P	W	Z	E	X	K

Words are hidden → ↓ and ↘

**Trumpet**



**Flute**



**Piano**



**Saxophone**



**Clarinet**



**Xylophone**



**Guitar**



**Violin**



**Mandolin**



**Tuba**



**French Horn**



**Medusa**



**Drum**



**Harp**



**Tambourine**





### Musical Charades

Take it in turn to mime playing a musical instrument and others have to guess what it is you are miming.



### Musical Statues

- Put on some fun music that we can all dance to.
- The person stopping the music states a style that you have to dance in, ballet dancer, street dance, tap dancing, dancing if made of jelly, dancing as if you were a penguin etc
- When the music stops, we all freeze in the position we were dancing in
- Look for the funniest statue
- As a variation the person can state what they want the end statue to look like, e.g. a king or queen, a roaring lion, a tree



### Alphabetical Musical Instruments

Write out the alphabet and see how many musical instruments you can think of starting with the first letter being the letter of the alphabet

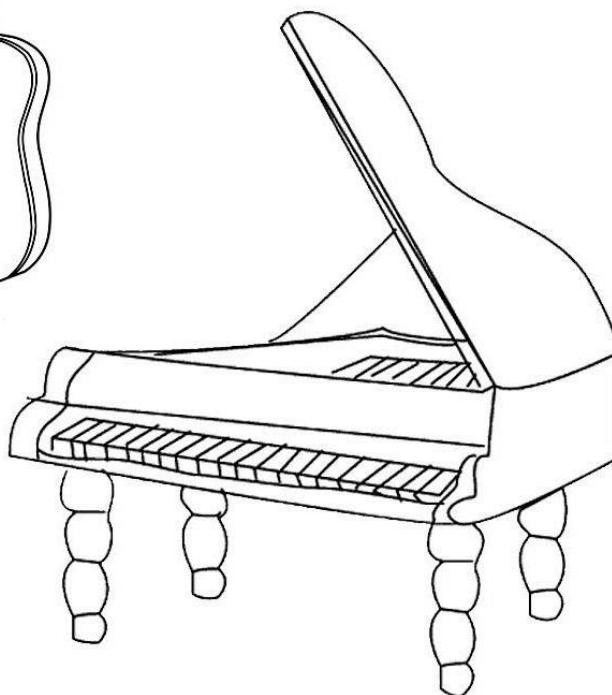


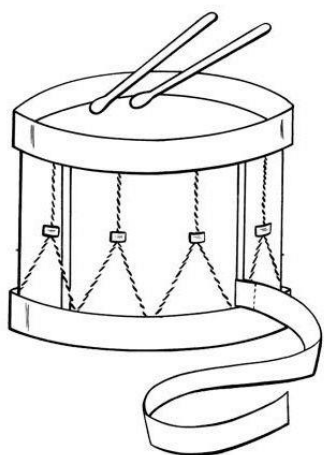

- A- Accordion
- B- Banjo
- C- Cello
- D- Drum

Alternatively choose a letter and see who can think of the most instruments that begin with that letter.


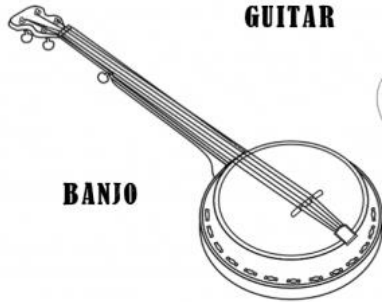
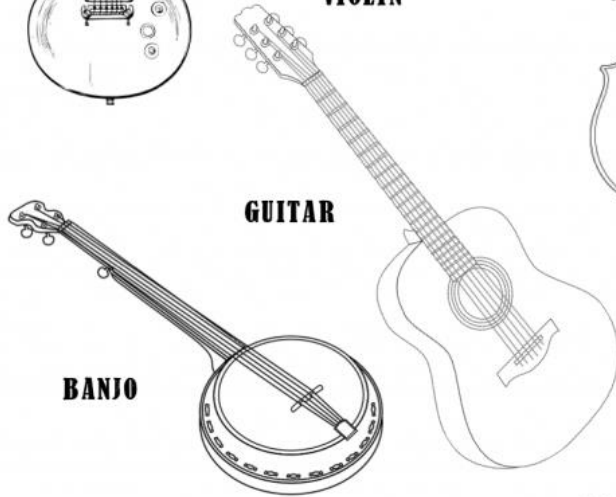



### Hum that tune


Hum the tune of a well know song or piece of music, the others have to guess what the song is.




# THE STRING FAMILY



[www.thebirdfeednyc.com](http://www.thebirdfeednyc.com)





## The Sitar

The sitar is an instrument from India that can have 18, 19 or even 20 strings. It is often heard in Classical Indian music and many historians believe it is related to an older instrument from Persia called a setar.

Two very famous sitar players are Ravi Shankar and his daughter, Anoushka Shankar.

CHECK OUT MORE WORLD MUSIC FILM WITH DARIA AT [WWW.DARIAMUSIC.COM](http://WWW.DARIAMUSIC.COM)





