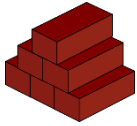


115 Club at Home 2

Roald Dahl Week

This week we'll be doing activities related to Roald Dahl stories. Have you read any Roald Dahl books? If so, do you have a favourite one. Hopefully you'll enjoy some of our activities and maybe you too can write a story, perhaps using one of his characters or just making up a new one of your own.



Making a BFG Dream Jar

Materials:

Medium size jam jars

Glitter

Paint (or food colouring)

Cotton wool balls

Water

Directions:

1. Fill the jam jar with water to $\frac{3}{4}$ full.
2. Add about 1 Tablespoon of paint or a couple of drops of food colouring.
3. Put on the lid, and shake well.
4. Add some glitter (as much as you want) and cotton balls until water is fully covered with cotton balls.
5. Make sure the entire jar is filled with coloured water, glitter and cotton balls, you can also add sequins and metallic stars.
6. Put on the lid tightly, and place by your bed at night for magical dreams!





James and the Giant Peach

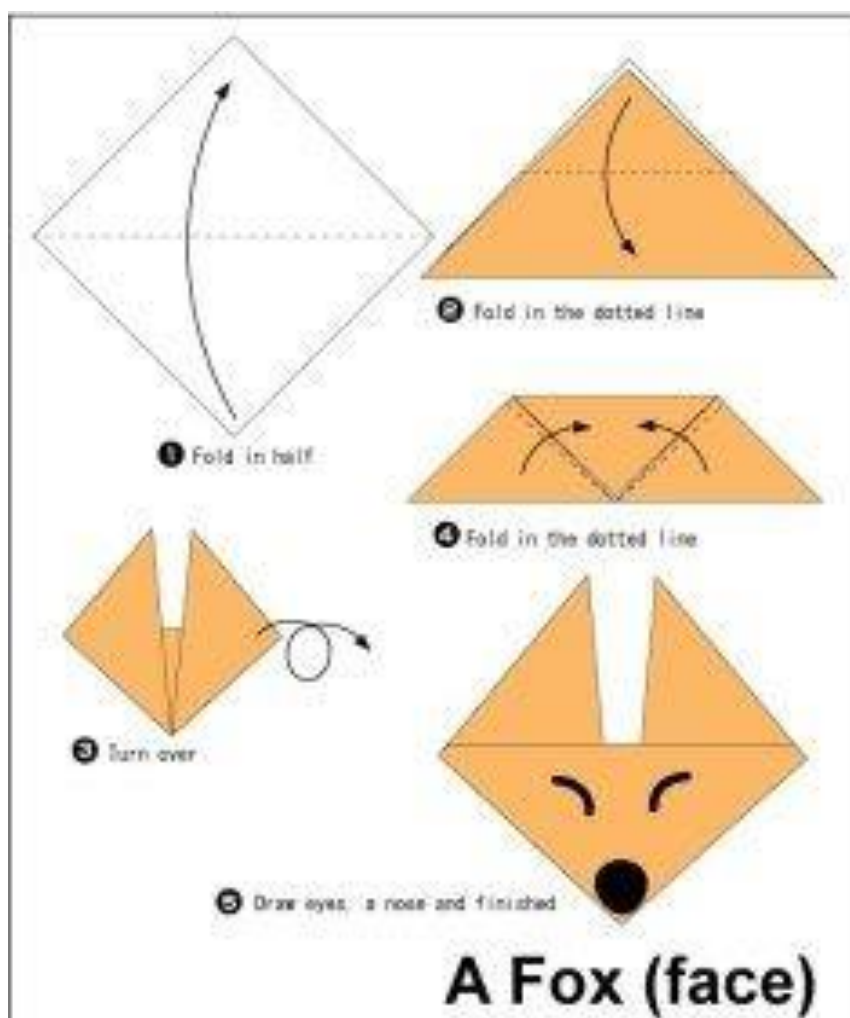
Make your own giant peach:

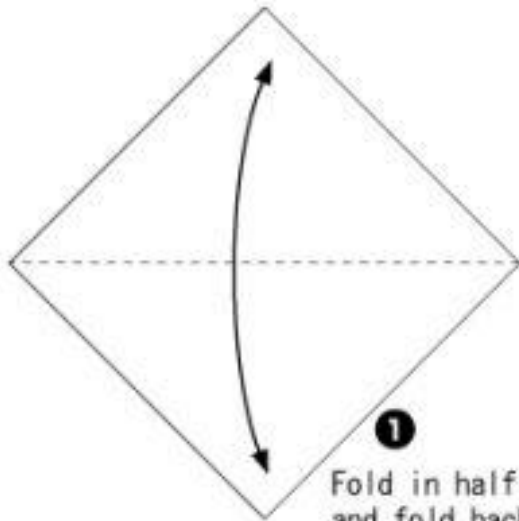
Materials

- Paper plate
- Orange and yellow tissue paper cut into squares or scrunched up
- Glue
- Small piece of green card

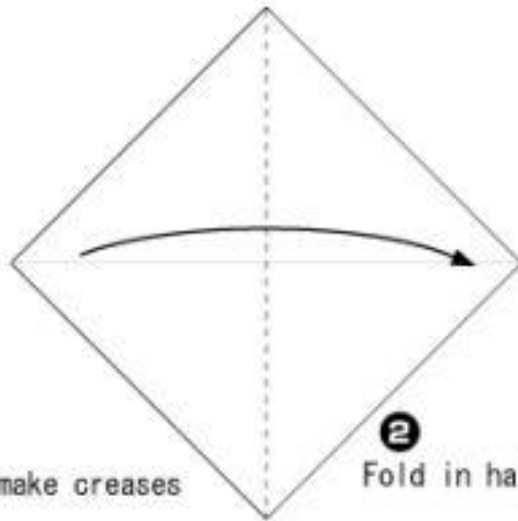


Fantastic Mr Fox Origami

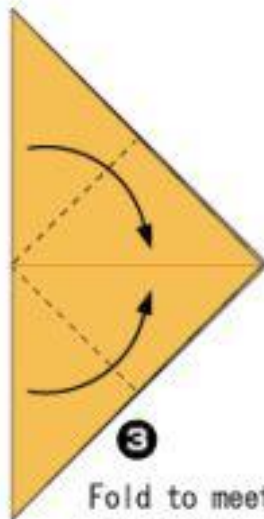




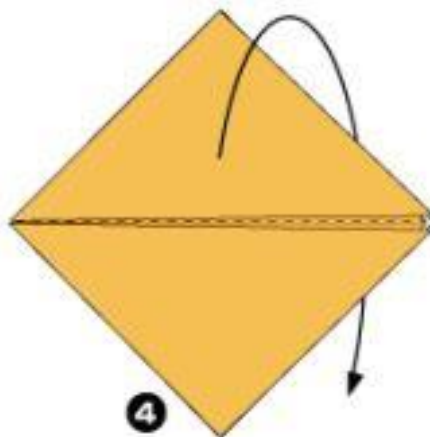
1
Fold in half to make creases
and fold back



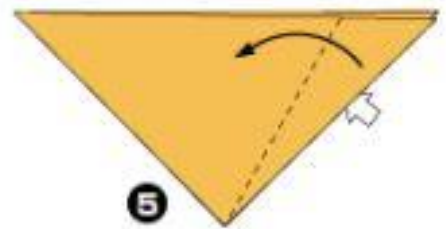
2
Fold in half



3
Fold to meet
the center line



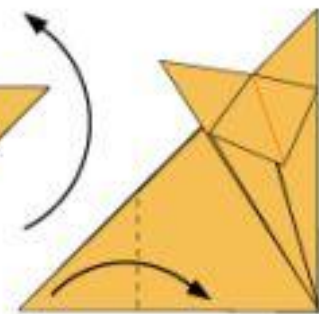
4
Fold in half



5
Open the  part and flatten

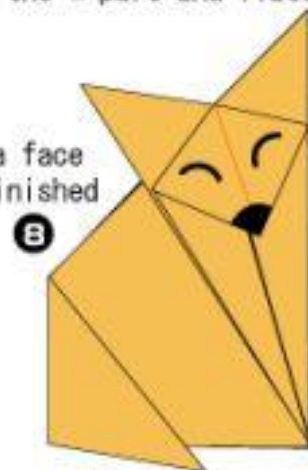


6
Turn around



7 Fold in the dotted line

Draw a face
and finished

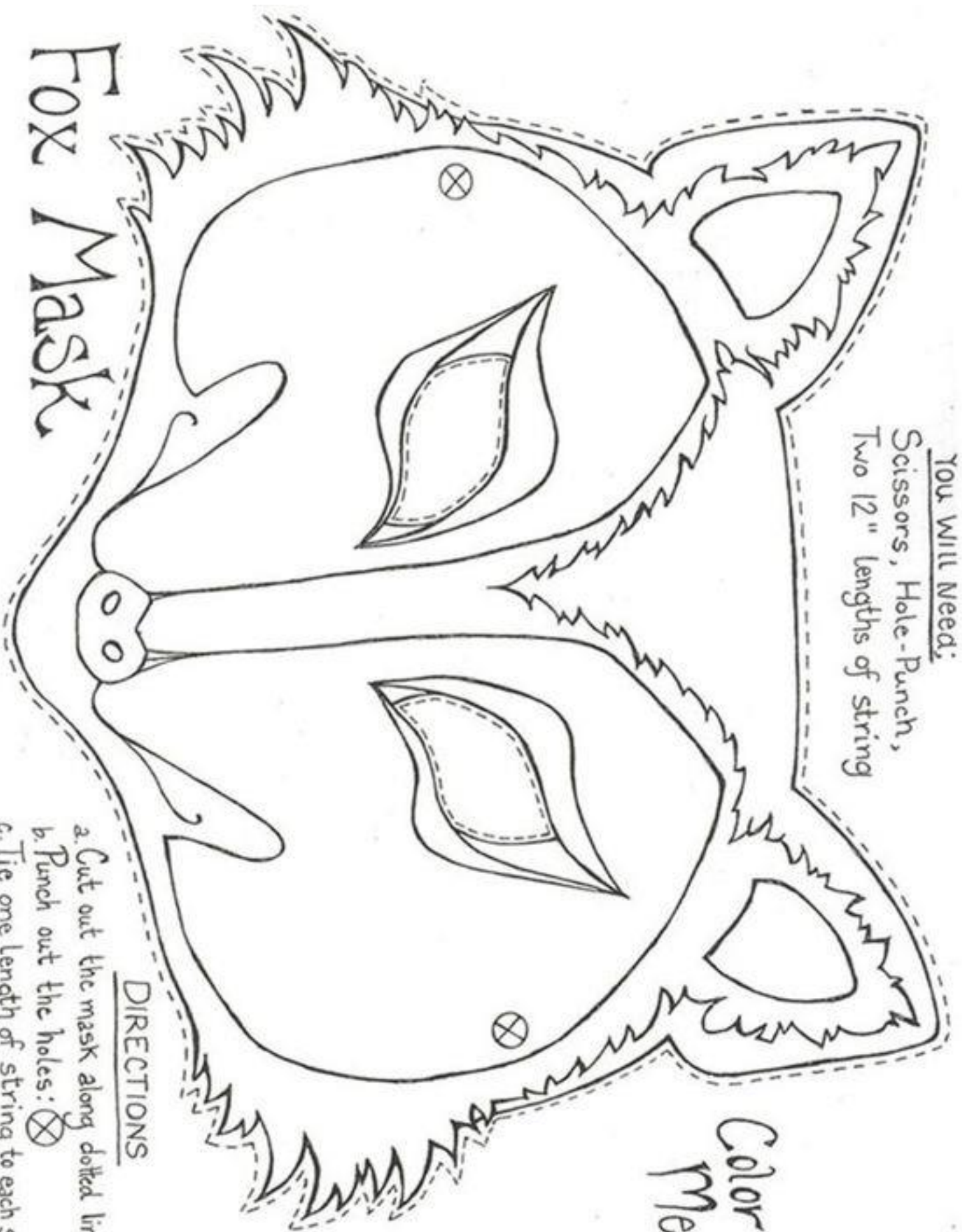


A Fox

You Will Need:

Scissors, Hole-Punch,
Two 12" lengths of string

Color
Me!



DIRECTIONS

- Cut out the mask along dotted line.
- Punch out the holes: X
- Tie one length of string to each side.

Fox Mask



ROALD DAHL CHARACTERS




BFG
CHARLIE
DANNY
GEORGE
GRAND HIGH WITCH
JAMES


MATILDA
MISS TRUNCHBALL
MR FOX
MR TWIT
WILLY WONKA



Name: _____



Roald Dahl Word Search



X	W	Z	L	M	A	T	I	L	D	A	C	B	J	S	J	E
C	I	W	W	H	J	A	K	M	D	Y	H	G	P	T	C	N
G	P	A	D	Q	E	F	O	A	O	M	O	U	Q	H	S	O
N	H	Q	M	J	O	O	S	R	O	A	C	V	N	E	Q	R
G	E	O	R	G	E	C	V	V	B	G	O	J	L	W	U	M
J	U	C	Y	T	V	I	Z	E	V	I	L	E	H	I	G	O
L	L	A	N	D	A	F	T	L	D	C	A	C	A	T	Z	U
F	R	H	I	P	S	Z	G	O	Q	F	T	P	L	C	B	S
F	I	D	H	I	R	L	M	U	H	I	E	E	Y	H	D	C
T	H	E	T	W	I	T	S	S	N	N	F	I	T	E	G	R
A	O	S	R	D	F	A	G	M	Z	G	A	G	M	S	D	O
N	Q	I	Y	V	M	R	Q	E	K	E	C	U	K	E	Y	C
M	X	O	B	P	N	Z	G	D	M	R	T	W	L	Z	O	O
N	V	T	F	K	E	H	H	I	U	G	O	X	F	O	R	D
L	W	R	Q	O	J	G	R	C	H	C	R	F	E	I	I	I
V	T	O	K	D	U	P	Z	I	C	K	Y	N	Q	G	Z	L
B	A	T	I	K	U	V	K	N	E	K	L	A	D	O	F	E
E	B	G	V	J	B	T	A	E	A	B	Q	E	Z	Y	Q	I
F	A	N	T	A	S	T	I	C	M	R	F	O	X	O	K	V
R	E	V	O	L	T	I	N	G	R	H	Y	M	E	S	B	C
C	G	H	Q	A	B	P	G	C	B	G	N	N	S	M	C	N
G	O	I	N	G	S	O	L	O	Q	M	S	Q	B	F	G	V

MATILDA

THE WITCHES

THE TWITS

CHOCOLATE FACTORY

BFG

FANTASTIC MR FOX

ENORMOUS CROCODILE

REVOLTING RHYMES

MARVELOUS MEDICINE

GEORGE


ESIO TROT

GOING SOLO

LLANDAF

OXFORD

MAGIC FINGER





Whipple-Scrumptious Fudgemallow Delight

You will need:

- an adult to help you
- a saucepan
- a large bowl of your favourite ice cream ready in the fridge
- 60g dark chocolate
- 1 Cadbury's Crunchie or similar chocolate bar
- 60g butter
- 80g dark brown sugar
- 150ml double cream
- 8 marshmallows

What you need to do:

1. Break the chocolate and the Crunchie into large chunks and set to one side.
2. In a saucepan, over a low heat, melt together the butter, sugar and cream.
3. Stir until all the sugar is dissolved and then turn the heat up and continue stirring for 10 minutes. Be careful, as it gets very hot and can splutter. Use a very long wooden spoon or a tall adult with a long arm.
4. Turn the heat down again, and get your bowl of ice-cream from the fridge.
5. Put the marshmallows, chocolate and Crunchie into the saucepan, stir around once and pour over your ice-cream.

You can keep the leftover sauce in the fridge and reheat it in a microwave.





BFG Snozzcumber

Ingredients

- 1 or 2 Large cucumbers (depending on how many you would like to feed)
- 1 tin of tuna
- Mayonnaise
- Tube of cream cheese
- Popcorn (optional)

Method

1. Wash the cucumber then using a potato peeler peel stripes in the cucumber skin by removing some skin length ways
2. Cut cucumber in half lengthways and scoop out the seedy centre with a spoon.
3. In a bowl, put the tuna, the scooped-out cucumber and the mayonnaise and mix it all up with a spoon.
4. Spoon in the mixture into the scooped-out centre of the cucumber and place the other half over the top.
5. Use the cream cheese tube to decorate the outside of the cucumber with spots of cream cheese.
6. Cut into smaller sections and enjoy. If you want stick a piece popcorn on the cream cheese.





Fun Twits Game

Enjoy this fun game where you have to keep the flying food crumbs off Mrs Twit so she stays asleep and doesn't wake up. Click on the link.

<https://www.roalddahl.com/create-and-learn/play>



Make an Illustration of your favourite Roald Dahl character

Quentin Blake illustrates Roald Dahl's books.

Illustration are the pictures in books. They are the illustrator's idea of what the characters in the books look like. See if you can guess who these characters are.



Now, choosing your favourite Roald Dahl character or part of a particular story you like, do a drawing or painting or use anything to illustrate it. Send us a picture of what you have created to admin@115club.co.uk and we will show it with the next theme week.



Storytime

We made up a story at one of the After School Clubs just before Christmas which we thought we would share with you. It's an adventure which was inspired by two models a child made from a Christmas bauble. The story needs some pictures. After reading the story perhaps you could illustrate it. We'd love to see what you think the characters look like. Please send us your illustrations to admin@115club.co.uk and we will show them on the website the following week. This is the first adventure, if you can think up what the follow up adventure could be please send in your stories. So here goes!

Prickly Adventures

Chapter One

Where's that squeaking coming from?

Once upon a time, (that's how all good stories start) there was a young, spikey hedgehog called Spike. Hedgehogs are very good at protecting themselves from danger by rolling up into a ball so all that can be seen or touched is their spikes. Clever little trick really. Well Spike loved to roll up in to a ball all the time and he would roll around the garden. He'd push off with one of his back legs and this would keep him entertained for hours. Bit like you scooting around on your scooter I suppose.

Well one day as he was rolling around, he heard a high-pitched squeak. He stopped, unrolled himself and looked around. "What was that?" he thought. He looked around some more but couldn't see anything that would explain the squeak. So, he rolled himself back up and started to roll about again, which was of course his favourite thing to do. As soon as he started, he heard the squeak again but this time it was followed by a "Watch it!" Now this startled Spike so he rolled up into a tighter ball and stuck his spikes out as far as they would go.

"Ouch!" "Squeak!" "Help!"

On hearing this Spike thought that something really dangerous must be about for someone to be shouting for help so desperately and thought he better get as far away from here as possible. He stuck out his back leg and pushed off, rolling as fast as he could away from the danger. As fast as he rolled, he could still hear the squeaks, the ouches and shouts for help and they didn't seem to be getting further away. They seemed to be following him. So, Spike stopped. The squeaking stopped. Spike mustered up all the courage he had and unrolled himself slightly and slowly so as to take a peek to see whether the danger was still around. He opened his eyes slowly. In front of his face was another face. Spike was so startled that he started to scream "Arrrrhhhh". The face started to scream too "Arrrrhhhh". For a while the two faces just screamed at each other.

Spike stopped and asked the face "Why are you screaming?"

"Because you are screaming and because you spiked me and it hurt!" replied the face.

Spike looked at the face and the rest of the body that the face was attached to it.

"Oh dear" exclaimed Spike "Have you lost your spikes?"

“What are you talking about? I don’t have any spikes! I never had any spikes!” said the frowny face.

“But all hedgehogs have spikes.” insisted Spike

“I’m not a hedgehog! How rude! I’m a mouse! Have you never seen a mouse before? What a silly hedgehog you are if you can’t see the difference between a mouse and a hedgehog” replied the mouse face. “My name is Grey because that’s the colour of my fur, grey and pretty much the colour of everything.”

“To be honest, my eyesight isn’t that great, I can only really see outlines and colours look all cream and brown to me. I’ve never met a mouse before. My name is Spike by the way, I’m so sorry for spiking you, are you ok?” asked Spike.

“Well yes, I’m ok now, but you need to be a bit more careful you know, when you are rolling around speedily without looking where you are going?” said Grey

“I promise I’ll be more careful.” said Spike

“You might want to get rid of some of those leaves and dirt off your spikes.” Said Grey looking at Spike’s back which was covered in curly leaves and large sycamore leaves of different colours.

Spike gave himself a shake over. The leaves and dirt flew off in various directions. Spike also noticed that Grey had very big ears but he thought he’d better not say anything about that as Grey was already angry about being called a hedgehog. Instead, he asked,

“Grey, how do you keep yourself safe if you have no spikes?”

“Well, I’m really good at hiding and I’m pretty fast at moving when I need to get away.” Grey replied boastfully.

“Would you like to be my friend Grey, you could dash about and I’ll roll around to keep up with you. We could explore together, wouldn’t that be fun?” Spike asked

“Hmm well maybe it would be. You’ll have to make sure you don’t roll over me again though and spike me again. Maybe I could hide with you and you could protect me with your spikes when we are in danger. I will show you all the dangers there are around and we could search for food together. Yes ok Spike I’ll be your friend, that will be fun.” Replied Grey after considering Spike’s proposal.

And so, this is how Spike and Grey became best friends. This is how they started the best and most exciting adventures together exploring the world around them. They did more than protect each other, they learnt stuff together and laughed about their mishaps, they kept each other warm and they played together. They met many other creatures on their adventures so make sure you don’t miss their later stories.





Colouring



Wanka's GOLDEN TICKET

Copyright © www.ActivityMugs.co.uk - Keeping Kids Busy





James and the Giant Peach



Disney
THE
BFG

